

Business Administration at Emsi

This report details the employment outcomes of 286 alumni from your Business Administration program.

Contents

What is Emsi Data?	1
Executive Summary	2
When did they graduate?	3
What jobs are they getting?	4
Which skills do they possess?	7
Where do they live?	9
Who are they working for?	11

What is Emsi Data?

At Emsi, we're passionate about providing meaningful labor market data for colleges and their students.

Our labor market dataset includes data from three categories: government sources, online job posting activity, and professional profiles/resumés. This report primarily leverages the latter, known as our Alumni Insight database.

The Alumni Insight database is an aggregation of more than 108 million publicly available social and professional profiles from the most prominent networking sites in the US. The data is collected via a social profile-matching engine developed by Emsi's parent company, CareerBuilder.

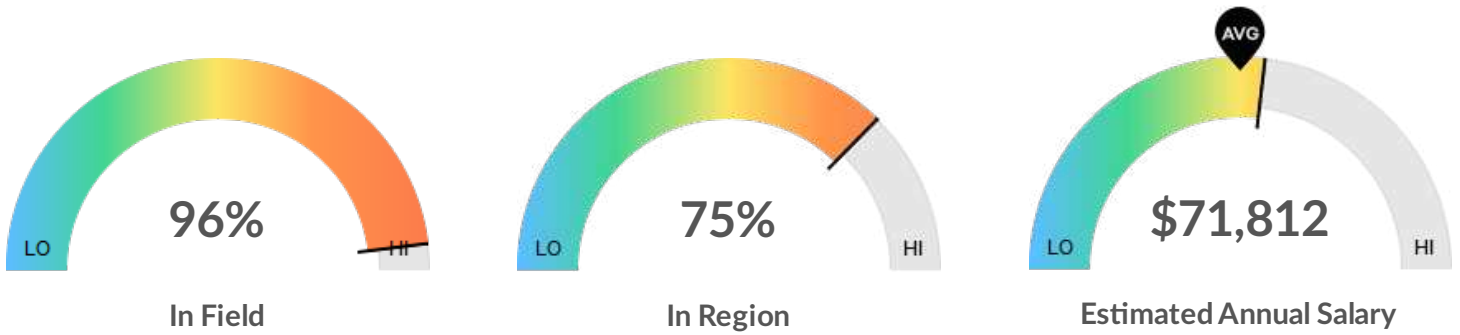
This dataset is extremely granular, allowing us to understand workforce credentials of millions of workers across the country. These credentials include alma mater, occupation, job title, employer, skills, certifications, location, industry, and more.

To inform this report, Emsi performed a detailed matching process that connects past students from your institution to profiles from the Alumni Insight database. The result is a robust analysis of your alumni's employment outcomes tied back to a single academic program at your institution.

This data aims to address some of the most pressing questions related to your alumni and their career outcomes.

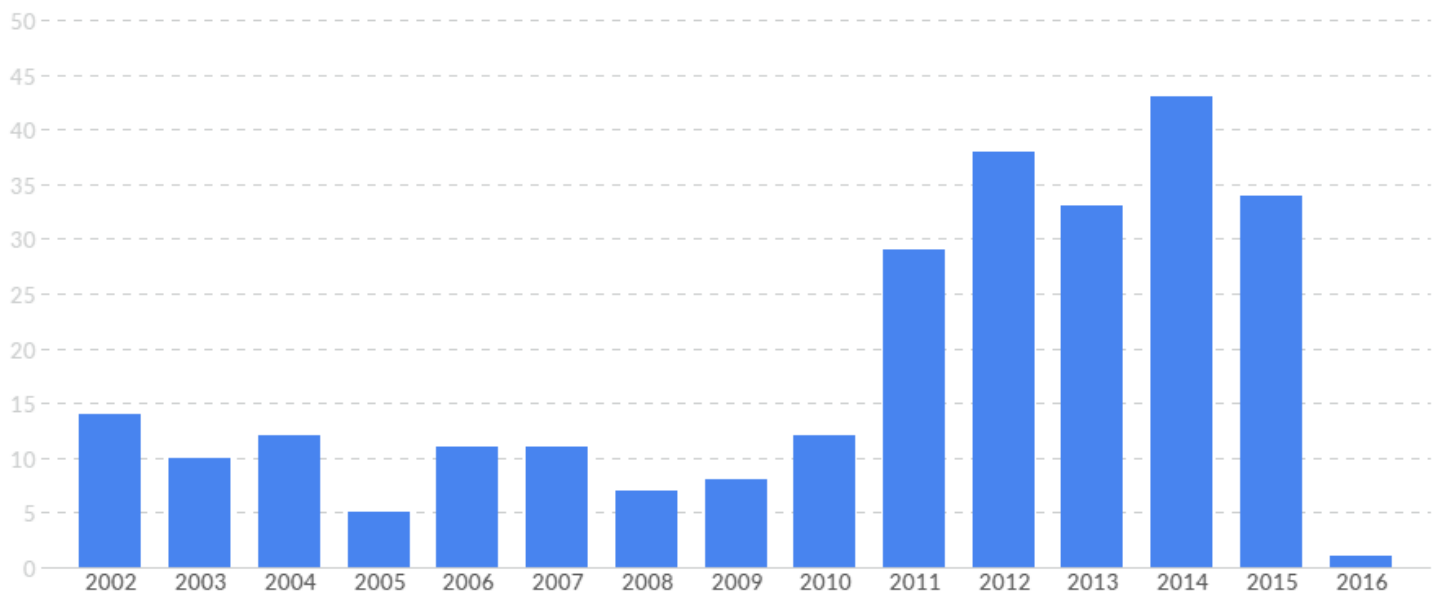
Executive Summary

Generally, alumni from your Business Administration program are working locally, in a field related to their program of study, and are being compensated more than your institution's average alum.



When did they graduate?

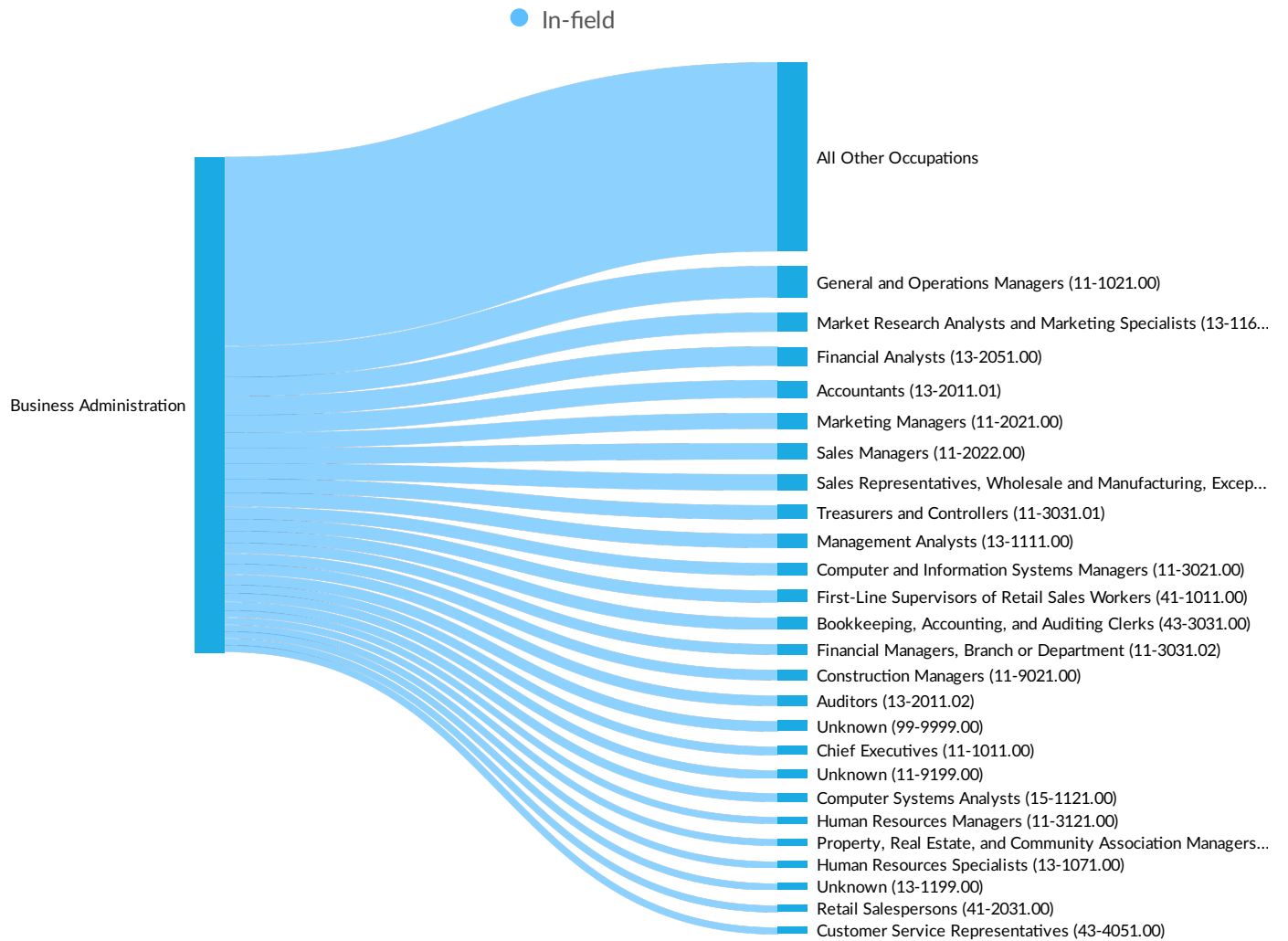
This chart represents your alumni who completed their program of study in the corresponding graduation year.



Note: This graph only represents graduates from the last 15 years.

What jobs are they getting?

This visual displays the education-to-career paths of your alumni based on their program of study and current occupation.



What jobs are they getting? - Cont.

The following tables display the employment outcomes of your alumni based on their current role. These outcomes are classified by standardized occupation codes and job titles.

Occupations (SOC)	Alumni Profiles	Percent
General and Operations Managers (11-1021)	18	6.29%
Accountants and Auditors (13-2011)	16	5.59%
Financial Managers (11-3031)	15	5.24%
Market Research Analysts and Marketing Specialists (13-1161)	11	3.85%
Financial Analysts (13-2051)	11	3.85%
Marketing Managers (11-2021)	9	3.15%
Sales Managers (11-2022)	9	3.15%
Sales Representatives, Wholesale and Manufacturing, Except Technical and Scientific Products (41-4012)	9	3.15%
Management Analysts (13-1111)	8	2.80%
Computer and Information Systems Managers (11-3021)	7	2.45%

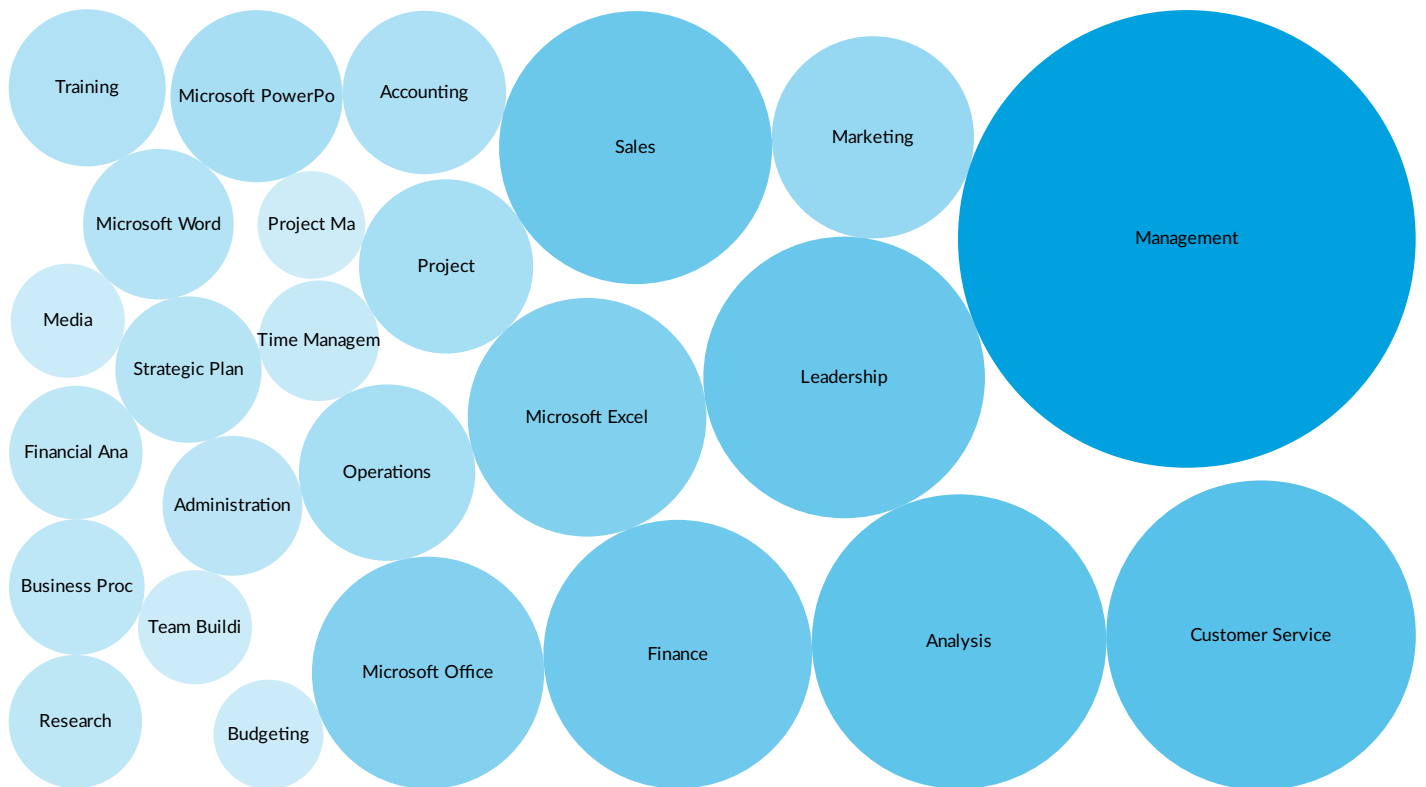
What jobs are they getting? - Cont.

Job Title	Alumni Profiles	Percent
Business Analyst	10	3.50%
Project Manager	7	2.45%
Financial Analyst	7	2.45%
Account Manager	6	2.10%
Vice President	5	1.75%
Accountant	5	1.75%
Auditor	5	1.75%
Business Development Manager	4	1.40%
Chief Financial Officer (CFO)	4	1.40%

Which skills do they possess?

This diagram shows the top skills possessed by alumni from your Business Administration program.

'Management' is the most frequently stated skill, associated with 71% of alumni. This skill is often paired with 'Customer Service', 'Leadership', and 'Sales'.

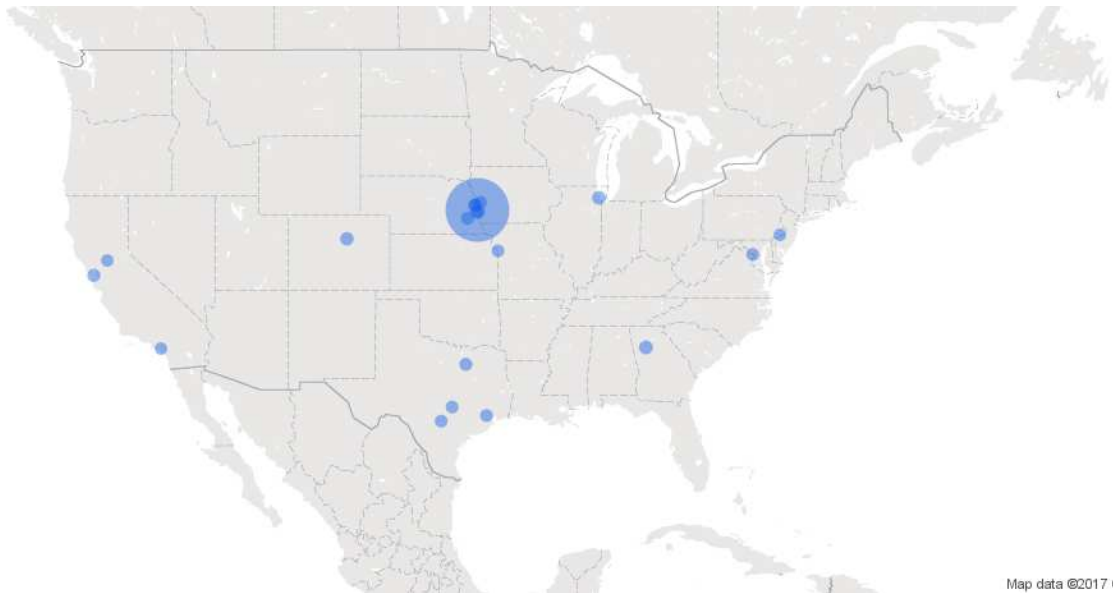


Which skills do they possess? - Cont.

Skills	Alumni Profiles	Percent
Management	203	70.98%
Customer Service	134	46.85%
Analysis	127	44.41%
Leadership	121	42.31%
Sales	117	40.91%
Finance	115	40.21%
Microsoft Excel	101	35.31%
Microsoft Office	98	34.27%
Marketing	84	29.37%
Operations	72	25.17%

Where do they live?

The map below displays the top locations of your alumni. The larger the bubble, the more alumni you have in that location. The largest portion of your alumni live in **Nebraska** (76%).



Google

Map data ©2017 Google, INEGI

Alumni by Location - Cont.

City	Alumni Profiles	Percent
Omaha, NE	202	70.63%
Atlanta, GA	6	2.10%
Chicago, IL	5	1.75%
Denver, CO	5	1.75%
Papillion, NE	4	1.40%
San Francisco, CA	3	1.05%
Dallas, TX	3	1.05%
Lincoln, NE	3	1.05%
Houston, TX	2	0.70%
Austin, TX	2	0.70%

Who are they working for?

This table shows the top companies employing your Business Administration alumni.

Company	Alumni Profiles	Percent
Union Pacific Corporation	12	4.20%
Conagra Foods, Inc.	9	3.15%
Td Ameritrade Holding Corporation	8	2.80%
First National Bank of Omaha	6	2.10%
Kiewit Corporation	6	2.10%
Mutual of Omaha	5	1.75%
First Data Corporation	5	1.75%
Paypal Holdings, Inc.	4	1.40%
HDR Engineering, Inc.	4	1.40%
University of Nebraska	4	1.40%