

Interior Designers

Labor Market Analysis: San Diego County

April 2021

Summary



The San Diego-Imperial Center of Excellence for Labor Market Research (COE) developed this brief to assist the region's community colleges with strategic planning and program development. According to available labor market information, *Interior Designers* in San Diego County have a labor market demand of 98 annual job openings (while average demand for a single occupation in San Diego County is 277 annual job openings), and six educational institutions in San Diego County supply 101 awards for this occupation, suggesting that existing supply meets labor market demand. Entry-level wages and median wages for this occupation are above the living wage. This brief recommends that colleges do not proceed with developing a **new** program for this occupation, but supports a program modification because 1) existing supply meets labor market demand in the region and 2) the percentage of students who obtained a living wage after completing a related program is **below** the state average for students who complete Career Education programs in general. Colleges should note that **employers typically require a bachelor's degree as the minimum educational requirement for this occupation.**

This report provides labor market information in San Diego County for the following occupational code in the Standard Occupational Classification (SOC)¹ system:

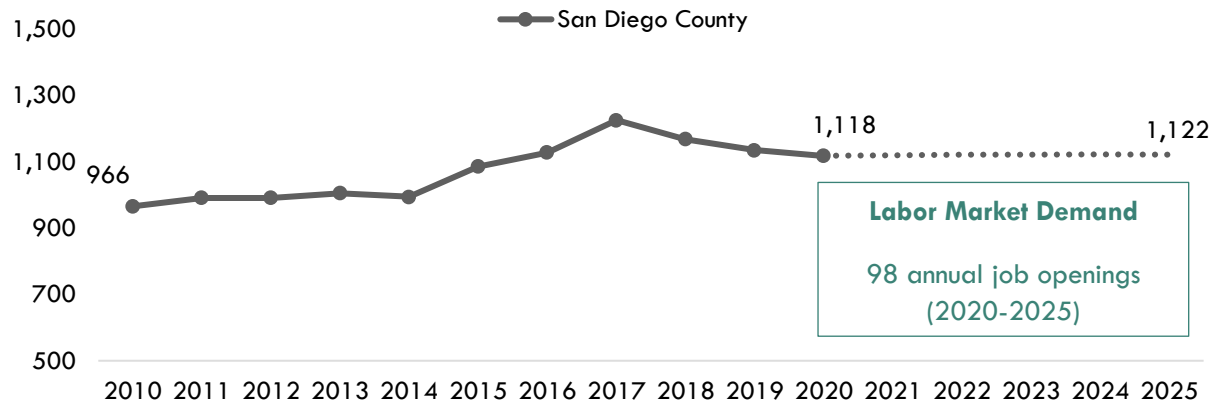
Interior Designers (SOC 27-1025): Plan, design, and furnish the internal space of rooms or buildings. Design interior environments or create physical layouts that are practical, aesthetic, and conducive to the intended purposes. May specialize in a particular field, style, or phase of interior design. Sample reported job titles include:

- Decorating Consultant
- Interior Design Project Manager
- Interior Design Coordinator
- Interior Design Consultant
- Designer

Projected Occupational Demand

Between 2020 and 2025, *Interior Designers* are projected to increase by **four** net jobs or **zero** percent (Exhibit 1). Employers in San Diego County will need to hire **98** workers annually to fill new jobs and backfill jobs due to attrition caused by turnover and retirement, for example.

Exhibit 1: Number of Jobs for Interior Designers (2010-2025)²



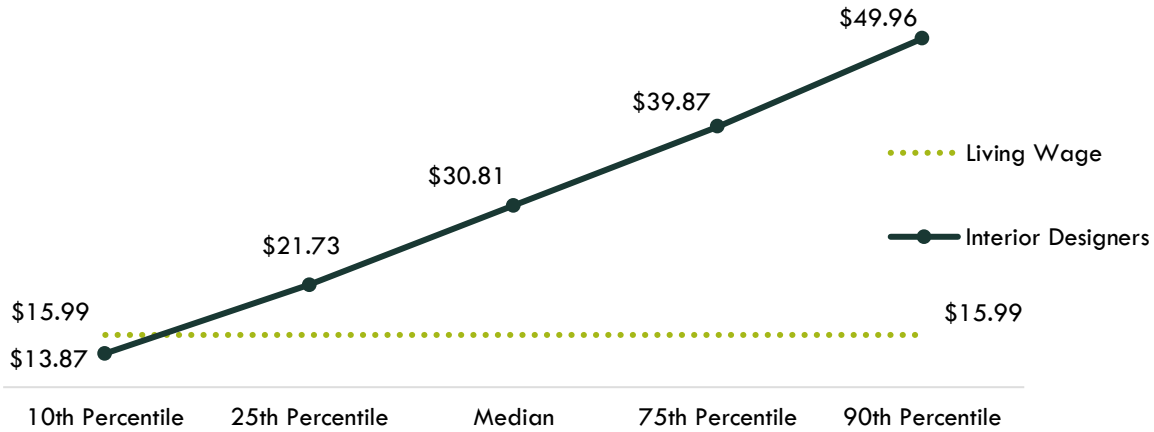
¹ The Standard Occupational Classification (SOC) system is used by federal statistical agencies to classify workers into occupational categories for the purpose of collecting, calculating or disseminating data. [bls.gov/soc](https://www.bls.gov/soc).

² EMSI 2021.1; QCEW, Non-QCEW, Self-Employed.

Earnings

Interior Designers receive entry-level hourly earnings of **\$21.73**; this is more than the living wage for a single adult in San Diego County, which is **\$15.99** per hour (Exhibit 2).³

Exhibit 2: Hourly Earnings⁴ for *Interior Designers* in San Diego County⁵



Educational Supply

Educational supply for an occupation can be estimated by analyzing the number of awards in related Taxonomy of Programs (TOP) or Classification of Instructional Programs (CIP) codes.⁶ There is **one** TOP code and **one** CIP code related to *Interior Designers* (Exhibit 3).

Exhibit 3: Related TOP and CIP Codes for *Interior Designers*

Interior Designers

TOP 1302.00: Interior Design and Merchandising

CIP 50.0408: Interior Design

³ "California Family Needs Calculator (formerly the Self-Sufficiency Standard)," Insight: Center for Community Economic Development, last updated 2018. insightcced.org/2018-self-sufficiency-standard.

⁴ 10th and 25th percentiles could be considered entry-level wages, and 75th and 90th percentiles could be considered experienced wages for individuals who may have been in the occupation longer, received more training than others, etc.

⁵ EMSI 2021.1; QCEW, Non-QCEW, Self-Employed.

⁶ TOP data comes from the California Community Colleges Chancellor's Office MIS Data Mart (datamart.cccco.edu) and CIP data comes from the Integrated Postsecondary Education Data System (nces.ed.gov/ipeds/use-the-data).

According to TOP data, **two** community colleges supply the region with awards for this occupation: **Palomar College** and **San Diego Mesa College**. According to CIP data, **four** non-community-college institutions supply the region with awards, **Argosy University-The Art Institute of California**, **Design Institute of San Diego**, **Newschool of Architecture and Design**, and **Point Loma Nazarene University** (Exhibit 4).

**Exhibit 4: Number of Awards (Certificates and Degrees) Conferred by Postsecondary Institutions
(Program Year 2014-15 through PY2018-19 Average)**

TOP6 or CIP	TOP6 or CIP Title	3-Yr Annual Average CC Awards (PY16-17 to PY18-19)	Other Educational Institutions 3-Yr Annual Average Awards (PY14-15 to PY16-17)	3-Yr Total Average Supply (PY14-15 to PY18-19)
1302.00	Interior Design and Merchandising	39	0	39
	• Palomar	13	0	
	• San Diego Mesa	26	0	
50.0408	Interior Design	0	62	62
	• Argosy University-The Art Institute of California-San Diego	0	19	
	• Design Institute of San Diego	0	36	
	• Newschool of Architecture and Design	0	3	
	• Point Loma Nazarene University	0	4	
			Total	101

Demand vs. Supply

Comparing labor demand (annual openings) with labor supply⁷ suggests that labor market demand is being met for this occupation in San Diego County, with 98 annual openings and 101 awards.

Comparatively, there are 1,220 annual openings in California and 806 awards, suggesting that there is a supply gap across the state⁸ (Exhibit 5).

Exhibit 5: Labor Demand (Annual Openings) Compared with Labor Supply (Average Annual Awards)

Community Colleges and Other Postsecondary Educational Institutions	Demand (Annual Openings)	Supply (Total Annual Average Supply)	Supply Gap or Oversupply
San Diego	98	101	3
California	1,220	806	414

Please note: This is a basic analysis of supply and demand of labor. The data does not include workers currently in the labor force who could fill these positions or workers who are not captured by publicly available data. This data should be used to discuss the potential gaps or oversupply of workers; however, it should not be the only basis for determining whether or not a program should be developed.

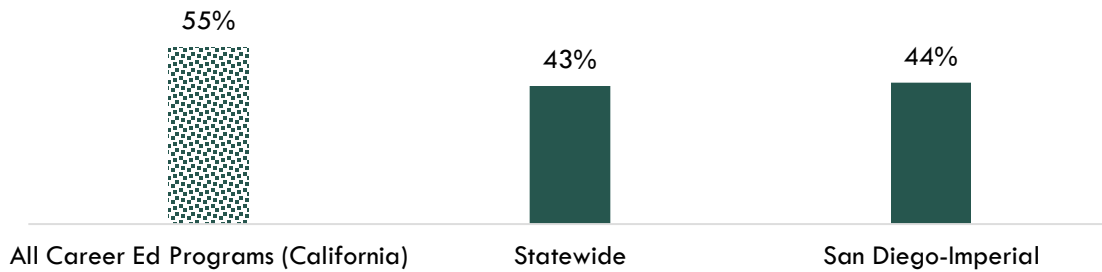
⁷ Labor supply can be found from two different sources: EMSI or the California Community Colleges Chancellor's Office MIS Data Mart. EMSI uses CIP codes while MIS uses TOP codes. Different coding systems result in differences in the supply numbers.

⁸ "Supply and Demand," Centers of Excellence Student Outcomes, coecc.net/Supply-and-Demand.aspx.

Student Outcomes and Regional Comparisons

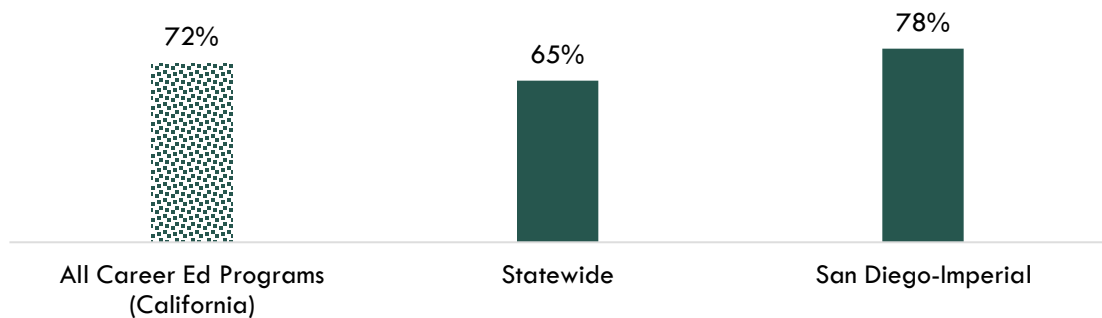
According to the California Community Colleges LaunchBoard, 44 percent of students in the San Diego-Imperial region earned a living wage after completing an Interior Design and Merchandising (TOP 1302.00) program, compared to 43 percent statewide and 55 percent of students in Career Education programs in general across the state (Exhibit 6a).⁹

**Exhibit 6a: Percentage of Students Who Earned a Living Wage by Program
(Interior Design and Merchandising, PY2017-18) ¹⁰**



According to the California Community Colleges LaunchBoard, 78 percent of students in the San Diego-Imperial region obtained a job closely related to their field of study after completing an Interior Design and Merchandising (TOP 1302.00) program, compared to 65 percent statewide and 72 percent of students in Career Education programs in general across the state (Exhibit 6b).¹¹

**Exhibit 6b: Percentage of Students in a Job Closely Related to Field of Study by Program
(Interior Design and Merchandising, PY2016-17) ¹²**



⁹ "California Community Colleges Strong Workforce Program," California Community Colleges, calpassplus.org/LaunchBoard/SWP.aspx.

¹⁰ Among completers and skills builders who exited, the percentage of students who attained a living wage.

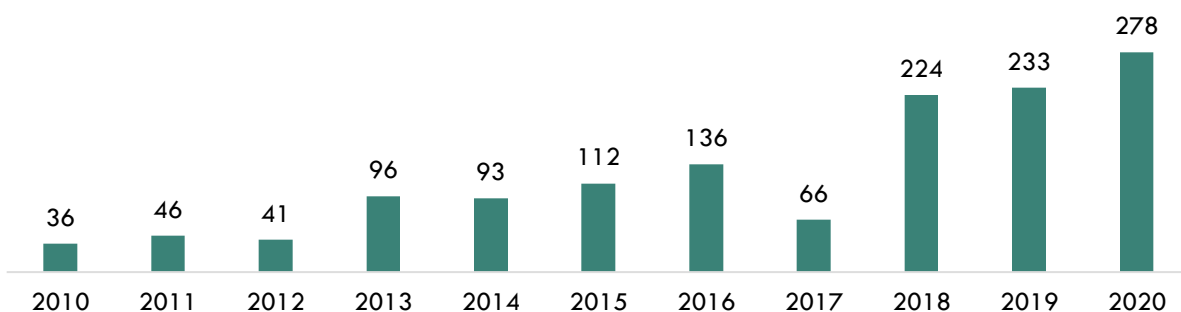
¹¹ "California Community Colleges Strong Workforce Program," California Community Colleges, calpassplus.org/LaunchBoard/SWP.aspx.

¹² Most recent year with available data is Program Year 2016-17. Percentage of Students in a Job Closely Related to Field of Study: Among students who responded to the CTEOS, the percentage reporting employment in the same or similar field as their program of study.

Online Job Postings

This report analyzes not only historical and projected (traditional LMI) data, but also recent data from online job postings (real-time LMI). Online job postings may provide additional insight about recent changes in the labor market that are not captured by historical data. Between 2010 and 2020, there was an average of 124 online job postings per year for *Interior Designers* in San Diego County (Exhibit 7). Please note that online job postings do **not** equal labor market demand; demand is represented by annual job openings (see Exhibit 1). Employers may post a position multiple times for various reasons, such as increasing the pool of applicants, for example.

Exhibit 7: Number of Online Job Postings for Interior Designers in San Diego County (2010-2020)¹³



Top Employers

Between January 1, 2018 and December 31, 2020, the top five employers in San Diego County for this occupation were [Home Depot](#), [3 Day Blinds](#), [Restoration Hardware](#), [La-Z-Boy](#), and [Bassett Furniture](#) based on online job postings (Exhibit 8).

Exhibit 8: Top Employers in San Diego County for Interior Designers¹⁴

Top Employers	
<ul style="list-style-type: none">• The Home Depot, Inc.• 3 Day Blinds• Restoration Hardware• La-Z-Boy• Bassett Furniture	<ul style="list-style-type: none">• Woodbridge Interiors• Lars Remodeling & Design• Living Spaces• Unique Stone Imports• Rockwell Interiors

¹³ Burning Glass Technologies, "Labor Insight Real-Time Labor Market Information Tool." 2010-2020.

¹⁴ Burning Glass Technologies, "Labor Insight Real-Time Labor Market Information Tool." 2018-2020.

Education, Skills, and Certifications

Exhibit 9 indicates the educational attainment for the occupation found currently in the national labor force. The typical entry-level education is a [bachelor's degree](#).¹⁵

Exhibit 9: National Educational Attainment of Interior Designers¹⁶

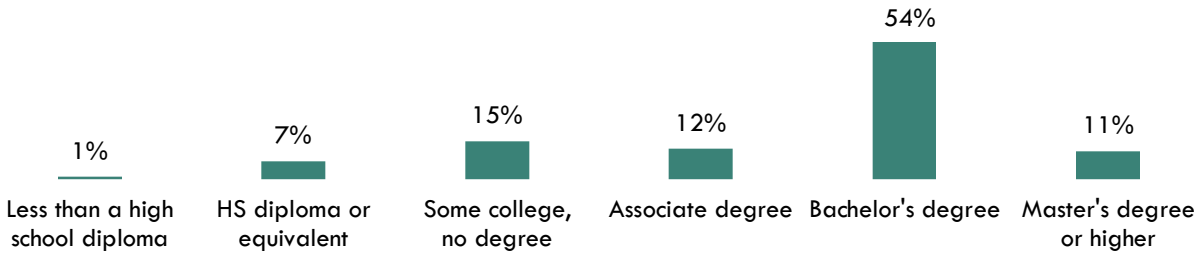


Exhibit 10 lists the top specialized, soft, and software skills that appeared in online job postings between January 1, 2018 and December 31, 2020.

Exhibit 10: Top Skills for Interior Designers in San Diego County¹⁷

Specialized Skills	Soft Skills	Software Skills
<ul style="list-style-type: none"> Interior Design Customer Service Customer Contact Space Planning Budgeting Sales Sales Goals Purchasing Project Design Project Management Retail Industry Knowledge Process Design Outside Sales Scheduling Conflict Management 	<ul style="list-style-type: none"> Creativity Communication Skills Organizational Skills Teamwork / Collaboration Planning Written Communication Presentation Skills Building Effective Relationships Detail-Oriented Research Time Management Listening Problem Solving Multi-Tasking Meeting Deadlines 	<ul style="list-style-type: none"> AutoCAD SketchUp Adobe Photoshop Revit Microsoft Excel Adobe InDesign Adobe Acrobat Adobe Illustrator Microsoft Word Microsoft PowerPoint Level Design Computer Aided Drafting/Design Microsoft Outlook Autodesk Adobe FreeHand

¹⁵ EMSI 2021.1; QCEW, Non-QCEW, Self-Employed.

¹⁶ "Educational Attainment for Workers 25 Years and Older by Detailed Occupation," Bureau of Labor Statistics, last modified September 4, 2019. bls.gov/emp/tables/educational-attainment.htm.

¹⁷ Burning Glass Technologies, "Labor Insight Real-Time Labor Market Information Tool." 2018-2020.

Exhibit 11 lists the top certifications that appeared in online job postings between January 1, 2018 and December 31, 2020.

Exhibit 11: Top Certifications for *Interior Designers* in San Diego County¹⁸

Top Certifications in Online Job Postings

1. Project Management Certification
2. Interior Design Certification
3. Architecture License
4. Leadership In Energy And Environmental Design (LEED) Certified
5. Contractors License
6. AutoCAD Certification
7. LEED Accredited Professional (AP)
8. Security Clearance
9. Registered Interior Designer
10. National Council of Architectural Registration Boards (NCARB)
11. American Institute of Architects
12. LEED Green Associate (GA)
13. Certified Remodeler
14. Certified in Adobe Photoshop
15. Adobe Illustrator Certification

¹⁸ Burning Glass Technologies, "Labor Insight Real-Time Labor Market Information Tool." 2018-2020.

Prepared by:

Tina Ngo Bartel, Director (tngobartel@miracosta.edu)

John Edwards, Research Analyst (jedwards@miracosta.edu)

Priscilla Fernandez, Research Analyst (pfernandez@miracosta.edu)

San Diego-Imperial Center of Excellence for Labor Market Research



Important Disclaimers

All representations included in this report have been produced from primary research and/or secondary review of publicly and/or privately available data and/or research reports. This study examines the most recent data available at the time of the analysis; however, data sets are updated regularly and may not be consistent with previous reports. Efforts have been made to qualify and validate the accuracy of the data and the report findings; however, neither the Centers of Excellence for Labor Market Research (COE), COE host district, nor California Community Colleges Chancellor's Office are responsible for the applications or decisions made by individuals and/or organizations based on this study or its recommendations.

This workforce demand report uses state and federal job projection data that was developed before the economic impact of COVID-19. The COE is monitoring the situation and will provide more information as it becomes available. Please consult with local employers to understand their current employment needs.